

Tomintoul Croft, Braemar, Aberdeenshire



Inventory of Internal Elements

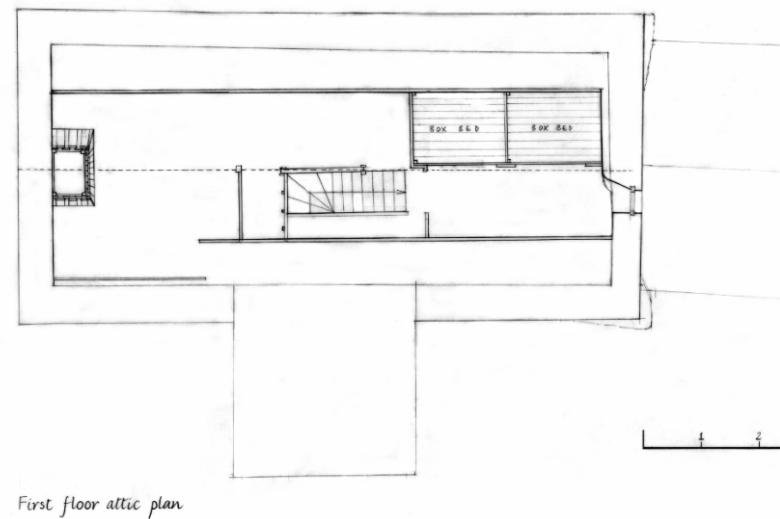
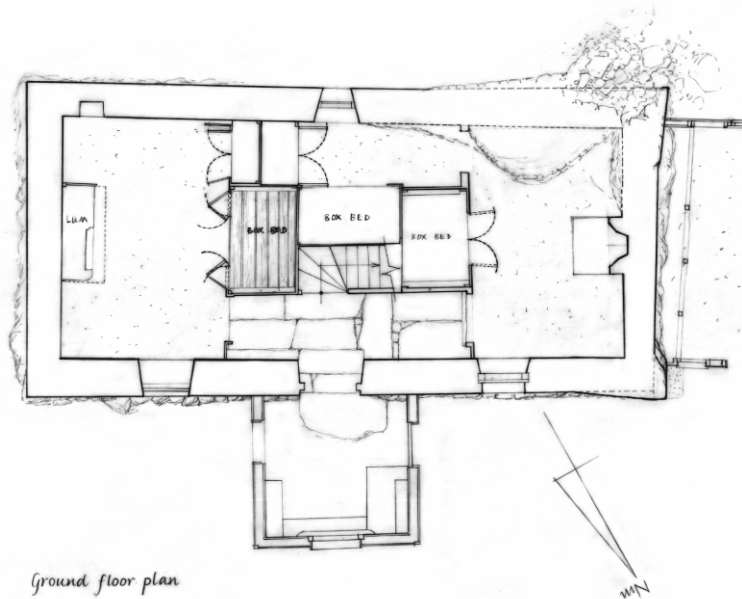
Version 2
August 2013

Prepared by Sonya Linskaill RIAS RIBA
slinskaill@btinternet.com




The following is an inventory of internal elements of the bothy at Tomintoul Croft (NGR NO 1455 9061), compiled in August 2013 prior to the repair and adaptation works being carried out. In addition to this document, a comprehensive photographic record has been deposited with the Cairngorms National Park Authority (Ref 2011/0378/LBC).



The interior elements of the building are set out in table form with clarification as to whether items are to be retained (or not) and what repair or adaptation is intended. Each room is described in the following manner: *Walls* (in general/finishes; elements on the wall; details on the wall) followed by the *Floor* and *Ceiling*. Stand alone items in each room are then recorded.



An earlier record of the bothy made by the Royal Commission on the Ancient and Historic Monuments of Scotland in November 2006 is publicly available from Canmore, Ref 284156.







Images © RCAHMS




Location	Item	Retain?	Repair/adapt	Images
East room former sitting room / kitchen (Proposed Sitting Room)	Wall – North – Finishes Multiple patterned wallpaper layers on plaster on hard. Only part of the wall retains paper.	No	All finishes to be removed to allow wall consolidation and new plaster finish. Wallpaper removed after recording and sample retained.	
	Window (W3): fixed 8-pane window; window ingoe lined in layers of wallpaper painted white; roller blind; window overpainted including layer of newspaper. Glass missing. No existing ironmongery.	Yes with adaptation	Wallpaper removed after recording; ingo masonry consolidated and plastered – consider cill detail /timber; remove roller blind; strip paint from window to access repair. Make necessary repair and adapt upper 6 panes to form side hung opening casement. Refer Window Schedule and drg no. TTL 410.	
	Wall - South – Finishes Multiple patterned wallpaper layers on plaster on hard. Only part of the wall retains paper.	No	As north wall.	
	Wall – South - Detail niche	Yes	As above.	



Location	Item	Retain?	Repair/adapt	Images
East room former sitting room / kitchen (cont)	Wall – South - Element small timber shelves	No	Record only	
	Wall - East – Finishes Multiple patterned wallpaper layers on plaster on hard. Only part of the wall retains paper.	No	As north wall.	Refer hanging lum image below
	Wall - East – Hanging lum Timber hanging lum flue and hood; Refer drg nos. TTL 407-8	Yes	Repair timber structure; wallpaper to exposed section above shelf to be recorded and removed.	
	Wall - East – Hanging lum Timber shelf on 2 timber brackets and timber board trim to flue hood.	Yes	Repair	
	Wall - East – Hanging lum Timber side wall to hearth.	Yes	Repair	
	Wall - East – Hearth Cast iron wall plate with rose motif	Yes	Remove, wire brush, treat for rust and repaint; refix centred on retained granite hearth.	
	Wall - East – Hearth Granite shelf	Yes	Reinstate on new basecourse after new floor construction. Refer drg nos. TTL 407-8	



Location	Item	Retain?	Repair/adapt	Images
East room former sitting room / kitchen (cont)	Wall - West – Finishes Only exposed wall finishes above boxbed/ doors; decorative wallpaper.	TBC	Take samples presume wallpaper on timber boarding – possibly remove for repair with doors.	
	Wall - West – Box Bed Doors 2 x double fielded panelled doors (D8a-d). Finishes: dark timber stain with black detail to panels externally; white painted internally.	Yes	Repair and refinish to match existing. Bottom rail on D8b-d require to be renewed.	
	Wall - West – Cupboard 2 ledged & boarded doors (D7a & b). Finishes: dark timber stain both sides.	Yes	Repair and refinish to match existing.	Refer above image
	Wall - West – Shelf Above box bed: long timber shelf on 2 timber brackets and 1 modern metal bracket.	Yes	Refit without metal bracket and new timber support. Refer drg. nos. TTL 401-404.	



Location	Item	Retain?	Repair/adapt	Images
East room former sitting room / kitchen (cont)	Elements – Box bed Existing box bed enclosure constructed from boarded timber. Patterned wall paper finish.	Yes	Timber enclosure repaired; wallpaper removed after sample retained. New painted finish internally.	
	Elements – Box bed Straw mattress on rough sawn timber frame, earth floor below.	No (except timber base if possible)	New mattress; new timber floor below. Refer drg. nos. TTL 401-404.	
	Elements – Cupboard Built in store enclosure constructed from boarded timber with partial newspaper/magazine wall lining and soffit.	Yes	Paper to be recorded; poss keep sample for reuse.	
	Elements – Cupboard 3 x twin board timber shelves	Yes	Lower shelves in poor condition/ worm – may require replacement to match existing.	



Location	Item	Retain?	Repair/adapt	Images
East room former sitting room / kitchen (cont)	Ceiling Timber joists with multiple layers of wallpaper / exposed area painted white with black timbers.	Yes	Wallpaper removed after recording; off white paint finish.	
	Floor Flagstone floor	Yes	Record/number prior to lifting to allow new floor construction. Reinstate flags on completion.	
	Floor Under box bed and cupboard. Rotted timber boards on earth floor.	No	Replace in new timber base.	
	Standalone - Shelves Timber shelves against north wall.	No	Record only	
	Dresser (poor condition)	No	Record only	
Kitchen table	No	Record only		



Location	Item	Retain?	Repair/adapt	Images
Hallway	Wall – North – Finishes Plaster on hard; area of patterned wallpaper above internal doors.	No	All finishes to be removed to allow wall consolidation and new plaster finish. Wallpaper removed after recording and sample retained.	
	Wall – North - Door (D2a/b) Double timber ledged and boarded doors, 1 with small glazed panel (glass missing). original ironmongery including fixing brackets, door handle and lock (tbc).	Yes	Refit double doors in doorway to porch. Painted finish, colour tbc.	
	Wall – South – Element Long timber shelf	Yes?	Check condition further.	
	Wall – South – Finishes Timber boarded wall with white painted finish; historic magazine poster to LHS to stair door.	Yes with adaptation	Timber panelling to be retained and adapted to form door into new bathroom. Refer drg. nos. TTL 405-6. Poster to be retained and preserved insitu.	
	Wall – South – Doorway (D5) Original door to foot of stair (previously removed)	n/a	Reinstate with new door to match original design(details tbc after investigation). check jamb condition	
	Floor Flagstone floor	Yes	Record/number prior to lifting to allow new floor construction. Reinstate flags on completion.	
	Ceiling Timber joists with multiple layers of wallpaper painted white.	Yes	Wallpaper removed after recording; off white paint finish.	



Location	Item	Retain?	Repair/adapt	Images
Staircase	Walls Historic magazine papers on timber stair enclosure.	Yes	Record and preserve insitu.	
	Element - Staircase Timber staircase	Yes	Retain insitu and make localised repairs.	



Location	Item	Retain?	Repair/adapt	Images
West room former parlour (Proposed Bedroom)	Wall – North – Finishes Multiple patterned wallpaper layers on plaster on hard. Only part on the wall retains paper.	No	All finishes to be removed to allow wall consolidation and new plaster finish. Wallpaper removed after recording and sample retained.	
	Wall – North – Window (W1) Sash & case 9-pane window; window ingoe lined in layers of wallpaper (mainly lost); roller blind; window painted white, glass missing; boarded timber cill. No existing ironmongery.	Yes with adaptation	Wallpaper removed after recording; ingo masonry consolidated and plastered – new timber cill. Remove roller blind; strip paint from window to access repair. Make necessary repair and adapt upper sash to form side hung opening casement. Refer Window Schedule and drg. no. TTL 410.	
	Wall - South – Finishes Exposed masonry repaired in 2009.	n/a	New insulated plaster finish to be applied.	




Location	Item	Retain?	Repair/adapt	Images
West room former parlour (cont)	Wall – East – Finishes Only exposed wall finishes above boxbed/ doors; decorative wallpaper.	TBC	Take samples presume wallpaper on timber boarding – possibly remove for repair with doors.	
	Wall – East – Door (D4) Panelled door to hallway. Finishes: timber stained to bedroom/ white painted with blue detail to hallway.	Yes	Repair & refinish to match existing; extend base to allow for new FFL (as for D3).	
	Wall – East – Box bed 2 x double fielded panelled doors (D12a-d) to box bed (1 set not insitu). Finishes: timber stain with dark blue panel detail. Note: door to rear room missing.	Yes	Repair, refit and refinish to match existing. Doors to be fixed shut to form part of wall to new bathroom. Doors to be lined on bathroom side and protected from damage. Refer drg. no. TTL 405-6.	
	Elements – Box bed Existing box bed enclosure constructed from boarded timber. Patterned wall paper finish. Timber floor. Bed not existing.	No	Timber enclosure recorded and removed including wallpaper and floor. Area forms part of new bathroom.	



Location	Item	Retain?	Repair/adapt	Images
West room former parlour (cont)	Wall – West – Finishes LHS of fire: exposed masonry repaired in 2009. RHS of fire: exposed plaster/patched masonry.	No	All finishes to be removed to allow wall consolidation and new plaster finish.	
	Wall – West – Fireplace stone fire surround with flagstone hearth; timber mantle shelf on timber board and timber board and wallpaper border detail to wall above,	Yes, partly	Stone fireplace repaired (tbc); flagstones lifted and relaid after new floor construction. Remove timber shelf? (tbc) Remove wallpaper detail after recording and retain sample.	
	Floor Timber boarded floor on earth (poor condition)	No	Record floor; new salvaged timber floor to match existing as close as possible (tbc) on completion of new floor construction.	Refer box bed image above.
	Floor Under box bed. Some remaining rotted timber boards on earth.	No	Record floor; area becomes part of new bathroom with new timber floor.	Refer box bed image above.
	Ceiling: timber joists with multiple layers of wallpaper.	Yes	Wallpaper removed after recording; off white paint finish.	



Location	Item	Retain?	Repair/adapt	Images
South room rear box bed (proposed bathroom)	Wall – North – Finishes Multiple patterned wallpaper layers on timber boards.	No	Walls removed as part of new bathroom adaptation. Wallpaper removed for recording.	
	Wall – North – Box Bed Existing box bed enclosure constructed from boarded timber. Patterned wall paper finish. Timber floor. Bed not existing only front board.	No	Timber enclosure recorded and removed including wallpaper and floor. Area forms part of new bathroom.	
	Elements – Box Bed small timber shelf on brackets	No	Record only.	
	Wall – South – Finishes Multiple patterned wallpaper layers on plaster on hard. Only part of the wall retains paper.	No	All finishes to be removed to allow wall consolidation and new plaster finish. Wallpaper removed after recording and sample retained.	




Location	Item	Retain?	Repair/adapt	Images
South room (cont)	Wall – South – Window (W4) 4 pane casement, no glass, knob, hinges and timber catch; timber cill (tbc); painted white.	Yes	Wallpaper removed after recording; ingo masonry consolidated and plastered. Timber cill detail tbc; strip paint from window to access condition, repair and repaint.	
	Wall – East – Dresser Timber dresser forming the rear of the cupboard in the sitting room. Double fielded panel doors to upper and lower cupboards and 2 drawers. Timber dentil detail/cornice. 3 shelves, 2 door knobs and brass handle. Finish: painted dark blue with white detailing.	No, possible reuse elsewhere.	Record and set aside.	
	Wall – West – Finishes Only return wall of box bed. Multiple layers of wallpaper on timber board.	No.	Walls removed as part of new bathroom adaptation. Wallpaper removed for recording.	
	Floor (and under box bed) Timber boarded floor on earth (poor condition)	No	Record floor; new salvaged timber floor on completion of new floor construction.	
	Ceiling Timber joists with multiple layers of wallpaper. (currently propped)	Yes	Wallpaper removed after recording; painted finish.	

Location	Item	Retain?	Repair/adapt	Images
Attic	Wall/Soffit – North – Finishes Historic magazine papers	Yes	Only essential consolidation. Refix area of loose lining boards.	
	Wall / Soffit – South – Finishes Historic magazine papers	Yes	Only essential consolidation.	
	Wall – South – Box Bed 2 existing box bed enclosures constructed from boarded timber. Patterned wall paper finish (some historic magazine pages). Timber boards for bed base and front. Small timber shelf on brackets	Yes	Only essential repairs.	
	Elements - Box bed Walls & roof soffit lining in historic newsprint.	Yes	Only essential consolidation.	
	Elements – Door to Box bed area Door covered in historic newsprint	Yes	Only essential consolidation.	
	Wall – East – Finishes Masonry.	Yes	Check condition of masonry and consolidate.	
	Wall – East – Hanging Lum Lum timber flue, all covered in historic newsprint.	Yes	Only essential consolidation.	

Location	Item	Retain?	Repair/adapt	Images
Attic (cont)	Wall – West – Finishes Multiple layers of wallpaper and some newspaper cut outs over masonry.	Yes	Check condition of masonry but maintain paper insitu.	
	Wall – West – Window (W6) 4 pane casement painted white. No glass.	Yes	Repair and adapt to allow ventilation of the attic space; vent method tbc.	
	Element - Stair handrail	No?	Replacement tbc. New trap door to be fitted.	
Floor Timber boarded floor with layers of mixed linoleum in poor condition.	Yes in part	Remove old linoleum. Existing timber floor to be overlaid in fibre board insulation.		

Location	Item	Retain?	Repair/adapt	Images
Porch	General Structure Timber boarded porch with external lapped weather boards	Roof only	Porch to be taken down and new build insulated construction built to replicate existing external appearance. Existing roof to be retained and propped during reconstruction. Timber framing may be retained if found to be in sound condition.	
	Wall – North – Finishes Timber board, some wallpapers remaining.	No	Record only.	
	Wall – North - Window	No	Window detail to be replicated in new construction.	

Location	Item	Retain?	Repair/adapt	Images
Porch (cont)	Wall – South – Finishes External masonry wall with painted finish; some historic newspaper cut outs above badly damaged/ removed.	Yes in part.	External wall of bothy repaired and repainted.	
	Wall – East – Finishes Multiple layers of wallpaper on timber boards. Small return to door and shelves.	No	Record only.	
	Wall – East – Door Timber boarded and ledged door with ironmongery.	No	Record only.	
	Wall – West – Finishes Horizontal timber boards.	No	Record only.	
	Wall – West - Door (D1) Timber ledged and boarded door with ironmongery.	No	Record. New door to be made to match existing with addition of a small view panel (as D2). Ironmongery may be reused (tbc). Refer drg. no. TTL411	
	Element – Shelf Timber wall shelf on west wall.	No	Record only.	

Location	Item	Retain?	Repair/adapt	Images
Porch (cont)	Floor Timber floor on earth, in poor condition.	No	Replace with granolithic floor.	
	Floor Flagstone platt to main bothy entrance	Yes	Retain, may require to be lifted to accommodate new floor construction and relaid.	
	Ceiling Multiple layers of wallpaper on timber joists.	No	But roof to be retained	
	Standalone Elements -Table	No	Record only.	

